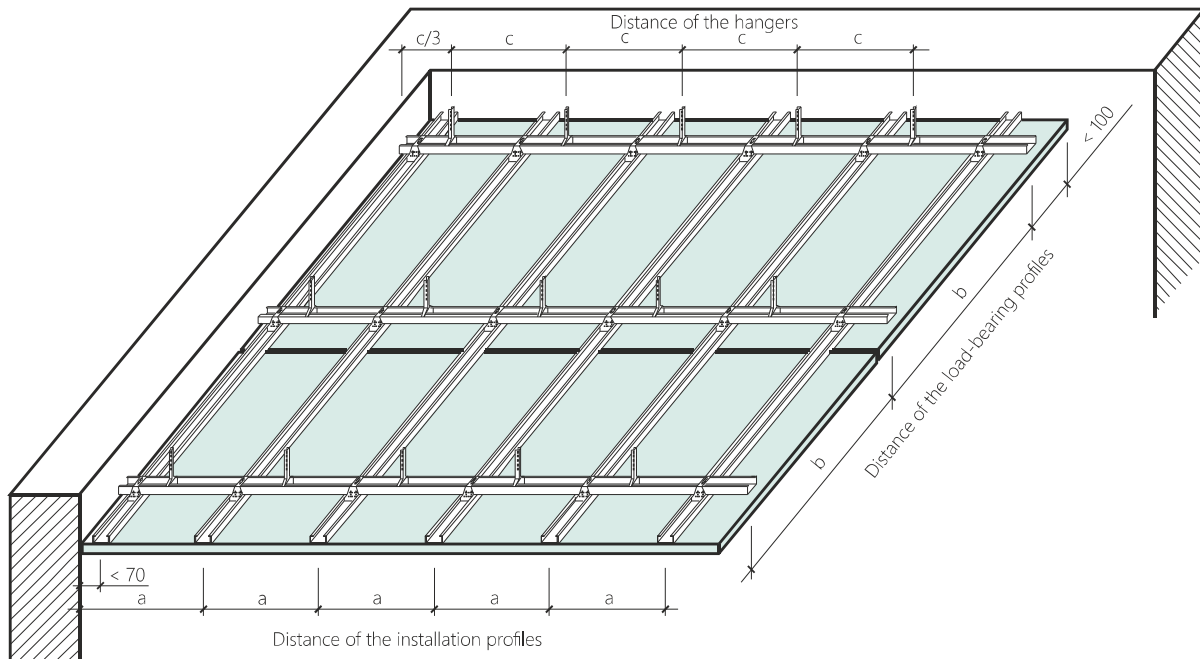



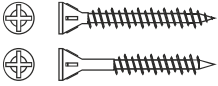
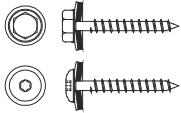
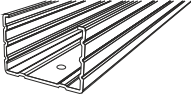
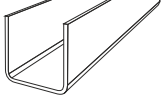





Load-bearing construction – wooden laths			
Board thickness (mm)	Support distance a (mm)	Screw distance b (mm)	Distance of screw from board edge c (mm)
8	400	200	>25 <70
10	500	250	
12	625	300	

Load-bearing construction – galvanised CD profiles					
Board thickness (mm)	Hanger spacing c (mm)	Distance of the load-bearing profiles b (mm)	Distance of the assembly profiles a (mm)	Screw distance (mm)	Distance of the screws from the board edge (mm)
8	420	1000	420	200	>30 <100
10			500	250	
12			625	300	

Diagram of the load-bearing construction of the ceiling for cladding with CETRIS® cement bonded particleboard (thickness 12 mm)



## Materials for assembly of the suspended ceilings

Description	Visualisation	Note
CETRIS® BASIC board Cement bonded particleboard, smooth surface, cement grey. Basic format 1,250x3,350 mm Density 1320±70 kgm-3		Board thicknesses 8, 10, 12 mm
Screw 4.2x25, 35, 45, 55 mm Self-tapping screws with counter-sunk heads		For anchoring of the boards in the interior or exterior under the contact thermal insulation system
Screw 4.2 – 4.8 x 38, 45, 55 mm Stainless steel or galvanised screws with half-round or hex head with thrust water-tight washer		Screw type (length) according to the thickness of the cladding. The screw is intended for anchoring the top layer of CETRIS® boards in the exterior where the board remains visible. The board must have pre-drilled holes of minimum diameter 8 (10) mm!
CW profile 75, 100 (vertical) Galvanised sheet metal profile 75x50x0.6 mm 100 x 50 x 0.6 mm		It forms a load-bearing grid for installation of the ceilings. They are fixed using a straight or Nonius hanger on the suspended floor (roof) construction.
UD profile Galvanised open sheet-metal profile of dimensions 28 x 27 x 0.6 mm, length 3.00 m.		It is used to anchor the ceiling to the walls, masonry with steel dowels
Connection for CD profile		For mechanical connection of CD profiles.
Direct hanger of thickness 1 mm, length 125 mm, load capacity 40 kg		Used to hang the metallic CD profile grid on the wooden beams of the roof ceiling constructions.
Nonius hanger of load capacity 40 kg Three-part system used for fixing the CD profile grating to the load-bearing construction of the suspended floor		It allows setting of various gap heights in the ceiling and load-bearing construction.
Cross-coupling		Used for mechanical mutual connection of crossing CD profiles lying one above the other.
Wooden lath with a cross-section of 60 x 40 mm.		It forms a wooden base construction (assembly and load-bearing profile). It is dry impregnated timber class S10 (strength class C24).

## Plasters in the interiors

Plastering creates a surface finish with an invisible joint.

The CETRIS® boards must first be primed, the joints must be filled with permanently elastic filler. Subsequently a trowel-on coating is applied on the full surface and the glass-fibre bandaging material is embedded in it. After the smoothing layer, the levelling plaster is re-applied and then the final finish is applied. We recommend use of the complete system of one surface finish manufacturer and observation of the technological procedures of the given manufacturer. The back side

of the CETRIS® board must be treated with at least one coating layer (for instance, primer – base coat or coat with higher diffusion resistance) to prevent bending of the board during surface finishing work on the face of the board.

- 1 CETRIS® cement bonded particleboard
- 2 primer
- 3 filling compound
- 4 bandage fabric
- 5 plaster
- 6 dilatation joint
- 7 permanently elastic joint filler

